

JBL

PROFESSIONAL

SRX725/SRX725F Dual 15" High-Power Two-Way Speaker

Professional Series

Key Features:

- ▶ Light-weight and very high-power
- ▶ Dual 380 mm (15 in) Differential Drive® low-frequency drivers for extended low-frequency output
- ▶ 102 mm (4 in) voice-coil neodymium compression driver for high-power capacity and very light-weight
- ▶ 75° x 50° coverage
- ▶ Bi-amplified or full-range passive operation
- ▶ On SRX725F model, five suspension points may be used with optional M10 eyebolts or detachable track fittings

Applications

- ▶ Live sound reinforcement for vocals and musical instruments
- ▶ High-level music playback

The SRX725 is an excellent choice when the application calls for high performance and simplicity. A pair of SRX725s and a single, high-power amplifier is a complete sound system capable of reinforcing bass and kick drum or playing high-level music in clubs and other venues. The SRX725 is comprised of two 380 mm (15 in) 2265H patented* Differential Drive® woofers with combined power handling of 1200 watts (continuous). For the high frequencies, the legendary 2451H 102 mm (4 in) voice-coil, neodymium compression driver is mounted to a 75° by 50° aluminum horn. The 75° coverage angle of the SRX725 is wide enough to provide coverage of an audience when used one-per-side yet narrow enough to allow splaying of multiple enclosures without excessive coverage overlap.

Bi-amp or full-range passive operation may be selected by means of a recessed, high-current switch mounted on the input plate.

For applications requiring suspension, a flying version, the SRX725F is available. The F version offers the option of selecting economical, forged eyebolts (not included) for fixed installation or the convenience of detachable track fittings (not included) for portable applications.



The enclosure is constructed of top quality birch plywood and coated in JBL's rugged DuraFlex™ finish. The attractive CNC-machined, 16-gauge steel grille wraps around the sides of the enclosure so there are no protruding lips on the front of the box to create acoustical interference. The grilles are internally lined with acoustically transparent foam to provide additional driver protection and give a very professional appearance.

Specifications:

Frequency Range (-10 dB):	37 Hz – 20 kHz
Frequency Response (±3 dB):	53 Hz – 20 kHz
Coverage Pattern:	75° x 50° nominal
Crossover Modes:	Bi-amp / passive, externally switchable
Crossover Frequency:	1.2 kHz
Power Rating (Continuous Program ¹ / Peak):	Passive: 1200 W / 2400 W / 4800 W Bi-amp LF: 1200 W / 2400 W / 4800 W Bi-amp HF: 75 W / 150 W / 300 W
Maximum SPL ² :	136 dB SPL peak
System Sensitivity (1w @ 1m):	99 dB SPL (passive mode)
LF Driver:	2 x JBL 2265H 380 mm (15 in) Differential Drive woofer with neodymium-magnet and dual voice-coils
HF Driver:	1 x JBL 2451H 102 mm (4 in) voice-coil, neodymium-magnet compression driver
Nominal Impedance:	Passive: 4 ohms Bi-amp LF: 4 ohms Bi-amp HF: 8 ohms
Active Tunings:	dbx DriveRack, all models. Settings available at www.jblpro.com
Enclosure:	Trapezoidal, 15 mm, 11-ply birch plywood
Suspension / Mounting:	5 x suspension points, M10 or optional track kit (SRX725F only)
Transport:	2 x steel handles
Finish:	Black DuraFlex finish
Grille:	Powder coated, black, 16-gauge perforated steel with acoustically transparent charcoal foam backing. Removable JBL badge and punched JBL logo.
Input Connectors:	Neutrik® Speakon® NL-4 (x2)
Dimensions (H x W x D):	1219 mm x 541 mm x 508 mm (48 in x 21.3 in x 20 in)
Net Weight:	45 kg (100 lb)
Optional Accessories:	SRX725-CVR: Pull-over padded cover SRX-FF3: 3x detachable flying fitting 229-00009-01: 3 x 10 mm forged eyebolts & washers

¹IEC filtered noise with 6 dB crest factor.

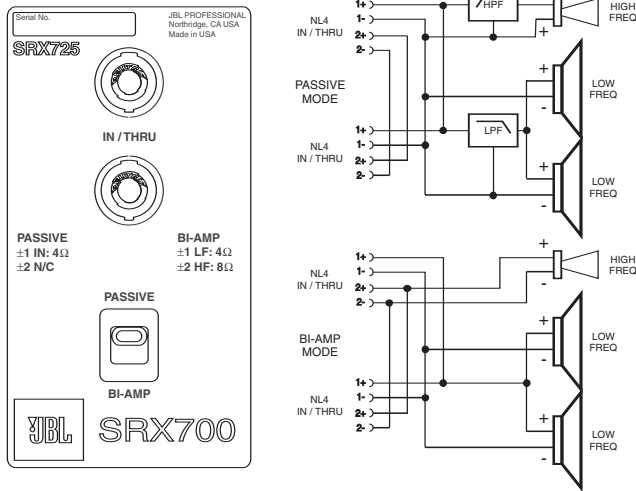
²Calculated based on power rating and sensitivity, 1 m.

*U.S. Patent 5,748,760; other U.S. and foreign patents pending.

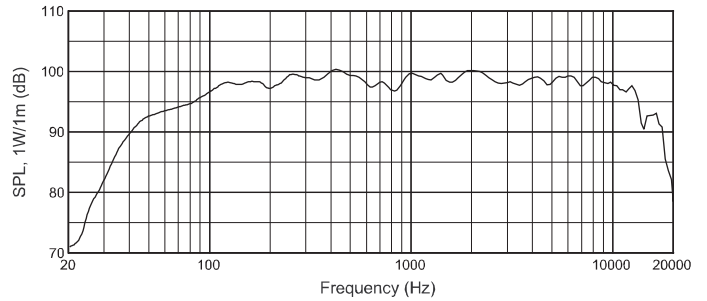
JBL continually engages in research related to product improvement. Some materials, production methods and design refinements are introduced into existing products without notice as a routine expression of that philosophy. For this reason, any current JBL product may differ in some respect from its published description, but will always equal or exceed the original design specifications unless otherwise stated.

► SRX725/SRX725F Dual 15" High-Power, Two-Way Speaker

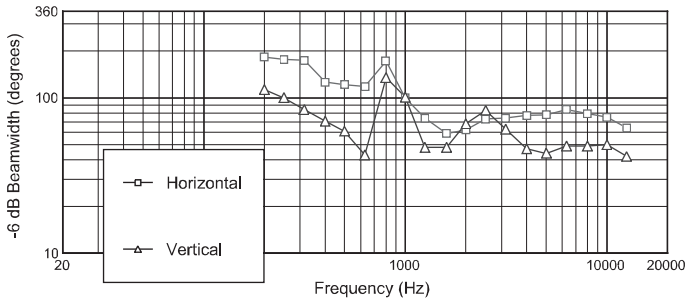
Block Diagram



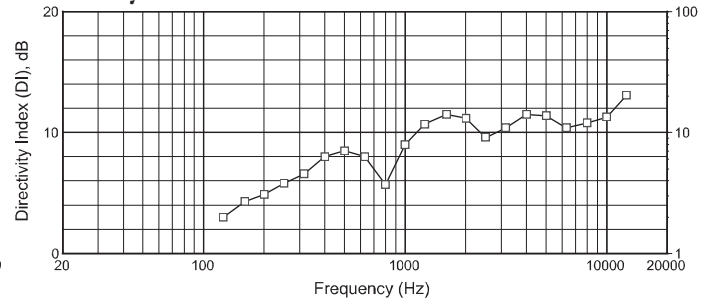
Frequency Response



Beamwidth

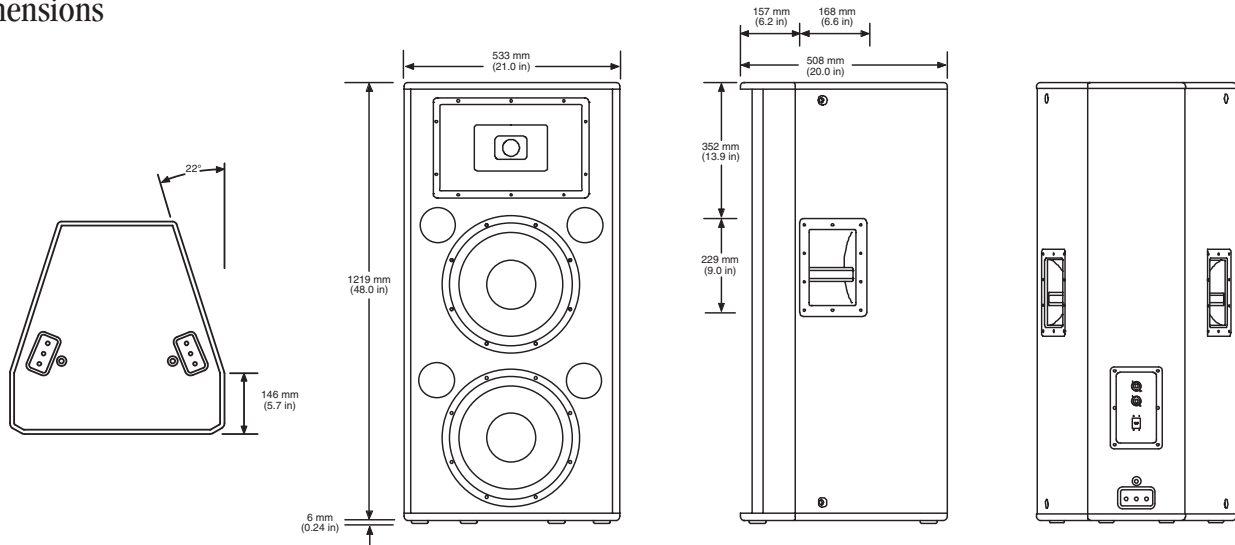


Directivity Index



Graphs represent performance with passive crossover network

Dimensions



(SRX725F Shown)



JBL Professional
8500 Balboa Boulevard, P.O. Box 2200
Northridge, California 91329 U.S.A.

© A Harman International Company
© Copyright 2004 JBL Professional

SS SRX725
CRP 5M
08/04